

MINUTES OF THE MEETING
OF THE
MICHIGAN STATE UNIVERSITY
BOARD OF TRUSTEES

September 12, 2008

President Simon called the meeting of the Board of Trustees to order at 9:30 a.m. in the Board Room.

Trustees present: Joel Ferguson, Melanie Foster, Dorothy Gonzales, Colleen McNamara, Donald Nugent, Faylene Owen, and George Perles.

Trustees absent: Scott Romney

University officers present: President Simon, Provost Wilcox, Vice President Poston, Secretary Beekman, Vice President and General Counsel Noto, Vice Presidents Denbow, Gray, June, and Webster, Interim Vice President Cash, and Senior Advisor and Director Granberry Russell. **Faculty liaisons present:** Deborah Moriarty, Mark Largent, James Potchen, Alvin Smucker, and Rand Spiro. **Student liaisons present:** Christopher Kuleszka, Manish Madan, Maweza Razzaq, and Michael Webber.

All actions taken were by unanimous vote of the Trustees present, unless otherwise noted.

1. Trustee Foster moved to approve the agenda, amended to include consideration of honorary degrees and their revocation within the agenda, supported by Trustee Ferguson.

The Board VOTED to approve the agenda as amended.

2. On a motion by Trustee Foster, supported by Trustee Ferguson, the **BOARD VOTED to approve** the minutes of the June 13, 2008 meeting.
3. President's Report

A. Welcome Back Students

President Simon thanked Team MSU for welcoming the new and returning students back to campus. She asked Vice President June to comment on welcoming activities.

Vice President June said that welcoming week activities had been very similar to those held in past years and that the first week of

classes had gone smoothly. A new event, the Spartan Remix, successfully brought together many student groups across campus.

Doug Estry, Associate Provost and Dean of Undergraduate Education, said living learning programs are growing significantly, with over 7,200 students involved, approximately 2,000 of those being freshman. The undergraduate research experience has also been successful. A survey of participants indicated that over 80 percent believe the experience deepened their knowledge, allowed them to work more independently, and deepened their understanding of research methods.

Dean Estry noted that more than 600 international students were welcomed onto campus this year. He thanked Peter Briggs, Director of International Students and Scholars, and his staff for their efforts to recruit students from across the world to study at MSU.

Karen Klomparens, Associate Provost and Dean of the Graduate School, indicated that the Graduate School welcomed over 10,000 graduate and graduate professional students to MSU. These students represent all 50 states and 130 countries around the world.

B. MSU College of Human Medicine and Traverse City's Munson Medical Center Announce New Campus

President Simon stated that MSU and Munson Medical Center of Traverse City have agreed to establish a new medical campus for the College of Human Medicine in northern Michigan. Plans call for the first medical students to begin studies in northern Michigan during the summer of 2009. This collaboration will spread the strength of MSU's medical education programming throughout the State of Michigan.

C. Great Pioneers for COM

President Simon said that MSU's College of Osteopathic Medicine (MSUCOM) and the Michigan Osteopathic College Foundation honored individuals who were named Great Pioneers for 2009. In addition to Dean Strampel, others from MSUCOM were recognized among the American Osteopathic Association's first class of Great Pioneers included alumna Sister Anne E. Brooks, DO; alumna Joyce Johnson, DO; Dean Emeritus Myron Magen, DO; alumna Barbara Ross Lee, DO; University Distinguished Professor Terrie Taylor, DO; and Professor Emeritus Robert Ward.

D. 2008 Academic Winners of Presidential Green Chemistry Challenge

President Simon said that MSU was chosen as the 2008 academic winner of the Presidential Green Chemistry Challenge. Green chemistry, also known as sustainable chemistry, is the design of chemical products and processes that reduce or eliminate the use or generation of hazardous substances.

E. ASC Fellow Recipient

President Simon noted that Dr. Merry Morash, Professor and former Director of MSU's School of Criminal Justice, was named a Fellow by the American Society of Criminology (ASC). The honorary title "Fellow" recognizes persons who have made a scholarly contribution to the intellectual life of the discipline.

F. MSU Professor Explores Records of Nazi Atrocities as German Archive Opens Doors to Scholars

President Simon said that Dr. Kenneth Waltzer, Director of Jewish Studies at MSU, took part in an international workshop at the newly opened ITS Archives in Bad Arolsen, Germany, sponsored by the Center for Advanced Holocaust Studies at the US Holocaust Memorial Museum. With 15 other scholars from North America, Europe, and Israel, Dr. Waltzer worked to identify new opportunities for scholarly research based on German records provided to the Red Cross following the Second World War

G. Kate McAlpine Video

President Simon stated that MSU alumna Kate McAlpine created a YouTube rap video on the Large Hadron Collider at the CERN lab, where she is a science writer. Her video has had over one million views. Ms. McAlpine honed her physics and science writing at MSU's National Superconducting Cyclotron Lab, where she wrote her first rap video. This is a great example of MSU's international nuclear physics prominence and the involvement of undergraduate students in elite science.

4. There was no Public Participation on Issues Germane to the Agenda.

5. Personnel Actions

Provost Wilcox presented the following appointments:

Yin, Xiao Huang, AY—Professor, Department of Linguistics and Germanic, Slavic, Asian and African Languages, \$130,000, with Tenure, effective January 1, 2009.

Paek, Hye-Jin, AY—Associate Professor, Department of Advertising, Public Relations and Retailing, \$75,000, with Tenure, effective August 16, 2008.

Schutte, Brian C., AY—Associate Professor, Departments of Microbiology and Molecular Genetics; Pediatrics and Human Development, \$100,000, with Tenure, effective August 16, 2008.

Maiti, Tapabrata, AY—Professor, Department of Statistics and Probability, \$135,000, with Tenure, effective August 16, 2008.

Wilson, Jeremy, M., AY—Associate Professor, School of Criminal Justice, \$120,000, with Tenure, effective August 16, 2008.

Zhao, Jinhua, AY—Associate Professor, Departments of Economics; Agricultural, Food, and Resource Economics, \$147,000, with Tenure, effective August 16, 2008.

Cooke, William N., AN—Professor, School of Labor and Industrial Relations, \$175,000, with Tenure, effective August 16, 2008.

Schaubroeck, John M., AY—John A. Hannah Professor, Departments of Psychology; Management, \$240,000, with Tenure, effective August 16, 2008.

Geor, Raymond J., AN—Professor, Department of Large Animal Clinical Sciences, \$190,000, with Tenure, effective September 1, 2008.

McCutcheon, Laura J., AN—Professor, Department of Pathobiology and Diagnostic Investigation; Dean's Office, College of Veterinary Medicine, \$170,000, with Tenure, effective September 1, 2008.

Lashbrooke, Elvin C., AN—Professor Emeritus and Interim Dean, Eli Broad College of Business, \$250,000, effective July 1, 2008.

Trustee Nugent **moved to approve** the appointments, with support by Trustee Foster.

Provost Wilcox stated that Professor Huang has been on the faculty of Occidental College, where he served as Chair of the American Studies Program.

Provost Wilcox commented that Professor Paek has been at the University of Georgia in the Advertising and Public Relations Department.

Provost Wilcox noted that Professor Schutte has been at the University of Iowa since 1991 as both a Professor and a Research Scientist.

Provost Wilcox stated that Professor Maiti has been at the University of Nebraska, Harvard Medical School and, most recently, Iowa State University.

Provost Wilcox said that Professor Wilson has had previous appointments at the University of Toledo, Northwestern University, and, since 2005, at Carnegie Mellon University.

Provost Wilcox stated that Professor Zhao comes to MSU from Iowa State University, where he has taught since 1997.

Provost Wilcox noted that Professor Cooke had appointments at Purdue University, Wayne State University, and, most recently, at the University of Michigan, where he served as Director of the Labor Management Relations Center.

Provost Wilcox said that Professor Schaubroeck comes from Drexel University and had prior appointments at the University of Hong Kong and the University of Nebraska.

Provost Wilcox stated that Professor Geor has had appointments as Director of Research at the Equine Center, as Associate Professor at the Ontario Veterinary College at the University of Guelph, and most recently as Professor of Veterinary Medicine at Virginia Polytechnic Institute and State University.

Provost Wilcox said that Professor McCutcheon comes from Virginia Polytechnic Institute and State University, and had a prior appointment at the University of Guelph.

Provost Wilcox stated that Professor Lashbrooke has experience as Dean in the College of Business at the University of Nevada, Las Vegas and as Associate Dean at MSU. Professor Lashbrooke has agreed to serve as Interim Dean while the search for Dean of the College of Business continues.

THE BOARD VOTED to approve the appointments.

6. Gifts, Grants, and Contracts

It was recommended that the Board of Trustees approve the Gift, Grant and Contract Report for the period of June 3, 2008 through August 28, 2008. The report is a compilation of 655 Gifts, Grants and Contracts and 53 Consignment/Non-Cash Gifts with a total value of \$120,820,343.49.

Trustee Nugent **moved to approve** the recommendation, with support by Trustee Foster.

Vice President Gray introduced Dr. Raymond (Chip) Brock, Professor of Physics and Astronomy, for a research presentation regarding high energy physics and the Large Hadron Collider. (Appendix A)

7. Finance Committee

Trustee Nugent presented the Trustee Finance Committee Report and recommendations.

A. Fund Functioning as an Endowment—George T. Bentley Endowed Scholarship for Natural Science

It was recommended that the Board of Trustees establish a fund functioning as an endowment called the George T. Bentley Endowed Scholarship for Natural Science.

Trustee Nugent **moved to approve** the recommendation, with support from Trustee Foster.

THE BOARD VOTED to approve the recommendation.

B. Purchase of Frankenmuth Property—Planned Relocation of the Saginaw Valley Bean and Sugar Beet Research Farm

It was recommended that the Board of Trustees purchase real property located in Tuscola County and Saginaw County, Michigan, for \$1,154,800, with such other terms and conditions as may be acceptable to the Vice President for Finance and Operations and Treasurer.

Trustee Nugent **moved to approve** the recommendation, with support from Trustee McNamara.

THE BOARD VOTED to approve the recommendation.

C. Sale of 235 sq. ft. of Property Adjacent to College Avenue, Grand Rapids—College Avenue Road Improvement Project

It was recommended to the Board of Trustees that it authorize the sale of approximately 235 sq. ft. of property in Grand Rapids adjacent to College Avenue to the Michigan Department of Transportation (MDOT) for \$16,700, with such other terms and conditions as may be acceptable to the Vice President for Finance and Operations and Treasurer.

Trustee Nugent **moved to approve** the recommendation, with support from Trustee Foster.

Vice President Poston noted that MDOT is in the process of rebuilding the bridge on College Avenue across I-96. Instead of the State of Michigan acquiring this small sliver of property through eminent domain, the sale of the property to MDOT is being presented to the Board for approval.

THE BOARD VOTED to approve the recommendation.

D. Authorization to Plan—Morrill Hall Replacement

It was recommended to the Board of Trustees that it authorize the administration to plan for the project entitled Morrill Hall Replacement.

Trustee Nugent **moved to approve** the recommendation, with support from Trustee Ferguson.

Barb Kranz, Assistant Director, Office of Planning and Budget, said that Morrill Hall was built in 1900. It is a wood structure that has shown deterioration over time. The building was constructed to hold 40 pounds per square foot; however, to use the space for offices or classrooms, the building should hold 80 pounds per square foot. The cost of retaining the building would be approximately twice the amount of new construction for a facility of a similar size and function.

Provost Wilcox noted that this project offers the opportunity to conduct financial, aesthetic, and programmatic discussions with the users of the building regarding its new location.

THE BOARD VOTED to approve the recommendation.

E. Authorization to Plan—Plant Science Expansion

It was recommended to the Board of Trustees that it authorize the administration to plan for the project entitled Plant Science Expansion.

Trustee Nugent **moved to approve** the recommendation, with support from Trustee Owen.

THE BOARD VOTED to approve the recommendation.

F. Authorization to Plan—Holden Hall—Life Safety System Upgrades

It was recommended to the Board of Trustees that it authorize the administration to plan for the project entitled Holden Hall—Life Safety System Upgrades.

Trustee Nugent **moved to approve** the recommendation, with support from Trustee Foster.

THE BOARD VOTED to approve the recommendation.

G. Authorization to Plan—Parking Lot East Expansion (NE Corner of Farm Lane and Mount Hope Road)

It was recommended to the Board of Trustees that it authorize the administration to plan for the project entitled Parking Lot 89 East Expansion (NE Corner of Farm Lane and Mount Hope Road).

Trustee Nugent **moved to approve** the recommendation, with support from Trustee Ferguson.

THE BOARD VOTED to approve the recommendation.

H. Project Approval—Authorizations to Proceed

It was recommended to the Board of Trustees that it authorize the administration to proceed with the project entitled Steam Distribution and Road Reconstruction—Wilson and Birch Roads and to approve a budget of \$12,300,000.

It was recommended to the Board of Trustees that it authorize the administration to proceed with the project entitled Steam Distribution—Repair/Replace Pipe Supports along Wilson Road East of Bogue Street and to approve a budget of \$1,800,000.

It was recommended to the Board of Trustees that it authorize the administration to proceed with the project entitled Crescent Road/Middlevale Road Reconstruction—Phase V and approve a budget of \$1,400,000.

Trustee Nugent **moved to approve** the recommendations, as a group, with support from Trustee Owen.

THE BOARD VOTED to approve the recommendations.

8. Policy Committee

Trustee McNamara presented the Trustee Policy Committee Report and recommendations.

A. Naming Proposal: McLane Baseball Stadium

It was recommended to the Board of Trustees that the baseball stadium at Old College Field, presented to the Board of Trustees for authorization to proceed on June 13, 2008, be named McLane Baseball Stadium.

Trustee McNamara **moved to approve** the recommendation, with support from Trustee Owen.

Mark Hollis, Director of Intercollegiate Athletics, said that Drayton McLane was recruited to MSU as a graduate student in the MBA program. As a student, Mr. McLane enjoyed many baseball games at Old College Field. After graduating, Mr. McLane returned to his family's business and helped build one of the largest food distribution chains in the country. Mr. McLane is currently owner and CEO of the Houston Astros baseball team. After a recent return to campus, he indicated the desire to make a contribution to the sport of baseball at MSU.

THE BOARD VOTED to approve the recommendation.

B. Naming Proposal: The Becky and Bob Humphries Community Archery Park

It was recommended to the Board of Trustees that the archery park, presented to the Board of Trustees for authorization to proceed on October 26, 2007, be named the Becky and Bob Humphries Community Archery Park.

Trustee McNamara **moved to approve** the recommendation, with support from Trustee Owen.

Dr. Bill Taylor, Professor, Fisheries and Wildlife, introduced Ms. Becky Humphries, Director of the Michigan Department of Natural Resources, and her daughter, Jenny Humphries. Dr. Taylor noted that the Department of Natural Resources has provided tremendous support to the project. Ms. Humphries and her husband Bob, who passed away this year, were instrumental in helping MSU move forward with the facility. Dr. Taylor thanked the Archery Trade Association for their contribution to the facility and their decision to name it in honor of Becky and Bob Humphries.

THE BOARD VOTED to approve the recommendation.

- C. MSU Surplus and Recycling Center Road Names—Green Way and Recycling Drive

It was recommended to the Board of Trustees that the two roads located at the MSU Surplus and Recycling Center be named Green Way and Recycling Drive.

Trustee McNamara **moved to approve** the recommendation, with support from Trustee Ferguson.

THE BOARD VOTED to approve the recommendation.

- 9. Preliminary Enrollment Report—Fall 2008

Provost Wilcox reviewed the Preliminary Enrollment Report for Fall 2008. (Appendix B)

- 10. Compensation Committee

Trustee Foster noted that the Board discussed the President's performance at the Board Retreat in July. This is part of the annual performance review. The Board fully supports and applauds President Simon's performance as an outstanding and effective leader at MSU.

- 11. Housing and Food Service Strategic Plan Presentation

Vennie Gore, Assistant Vice President, Housing and Food Service, stated that he wanted to review the strategic planning process, which represents a collaborative effort between the Offices of Housing and Food Services and Residence Life. The premise for the strategic plan was to work to bring an alignment of people, purpose, and facilities.

Mr. Gore stated that the specific goals of the strategic plan included defining and enhancing the student experience, both academically and socially, through the vibrant renewal of MSU facilities, by recognizing the student lifestyle, and creating a transformative world model for residence living. He highlighted the commitment to improving the rate of students living on campus, taking a progressive approach to renovations, and addressing the national trends that will make MSU the top residential campus in the country.

12. Revocation of Robert Mugabe's Honorary Degree

President Simon presented the MSU Board of Trustees Resolution. (Appendix C)

Trustee Nugent **moved to approve** the resolution, with support from Trustee Owen.

Trustee Ferguson stated that MSU should make certain that the degrees bestowed upon individuals hold their value. Under President Simon's leadership and with the support of the students, this is an appropriate decision.

Vice President Gray noted that the matter was reviewed by the Honorary Degree Committee. The decision was not based on other universities revoking Mr. Mugabe's degrees. It was, instead, based on a thorough evaluation by the Committee of the persistent human rights violations by Mr. Mugabe.

Michael Webber, Student Liaison to the Board, said that Mr. Mugabe had great potential in Africa at one time. He was an advocate of education in his country and across Africa. Mr. Mugabe was described as a beacon of hope in a country that was struggling to develop. In 1990, MSU awarded him an honorary degree of Doctor of Laws. Since that time, much has changed. Mr. Mugabe has become a brutal dictator. The actions of Mr. Mugabe violate the principles pursuant to which MSU granted him the degree. Mr. Webber thanked the Board for taking action on this issue.

Christopher Kuleszka, Student Liaison to the Board, stated that the Associated Students of Michigan State University (ASMSU) Academic Assembly first discussed the issue in 2005. It passed a Resolution was passed at that time asking that the honorary degree awarded to Mr. Mugabe be revoked. Two years ago, the Student Assembly again voted for revocation. Mr. Kuleszka applauded the Board for taking action on the issue.

President Simon explained that this is a very difficult resolution, not because there is any disagreement about the horrific behavior of Mr. Mugabe, but because of the question of how one deals with revoking a degree, whether given in honor or earned. The post-graduation actions of individuals who have earned degrees at MSU are not a basis for revoking those degrees, however atrocious those actions might be. An honorary degree, however, is awarded based on an individual's actions. Mr. Mugabe's actions were applauded by the world at the time he was awarded the honorary degree from MSU.

President Simon noted that this action is unique in MSU's history. It is not something that should be replicated because we disagree with or dislike individual actions undertaken by an honorary degree recipient. This is a very difficult, but proper and important, statement from MSU.

Dr. James Potchen, Faculty Liaison to the Board, indicated that the faculty fully supported the resolution.

President Simon noted that Trustee Romney previously indicated his support of the resolution to Secretary Beekman.

THE BOARD VOTED to approve the resolution.

13. Trustees Comments

Trustee Ferguson stated that he enjoyed the research presentation and thanked all of Team MSU for its efforts.

Trustee Owen introduced Dr. Smucker, Dr. Largent, Dr. Moriarty, Dr. Spiro, and Dr. Potchen as the Faculty Liaisons to the Board. She asked Dr. Largent to speak about recruiting and retaining faculty at MSU.

Dr. Largent said that he is an untenured Assistant Professor in James Madison College. He noted that as a single parent, much of his success at MSU is dependent on the University's provision for childcare through the Spartan Child Development Center. Its link to MSU allows it to conform to the MSU school year. The Spartan Child Development Center also provides research opportunities for undergraduate and graduate students and valuable work experience for students. It is, however, too small to accommodate the demand for childcare. At any time over 100 families are on the waiting list, with a typical wait of one year. Forty percent of the people on the wait list are untenured faculty members. Providing child care options for faculty, staff, and students is crucial to faculty recruiting and retention at MSU.

Trustee Nugent said that he was very pleased that Munson Medical Center was partnering with MSU. He noted that many MSU events take place over the summer and thanked Trustee Perles for inviting him to the annual parade in Pentwater. The parade involves many MSU alumni and is a wonderful event. Trustee Nugent applauded the College of Music for its performance in San Francisco.

Trustee Foster stated that the Board had a tour of the Skandalaris Football Center. It is a magnificent facility and is arguably the finest technology driven football facility in the country. She thanked the Skandalaris and Demmer families for making the facility possible. Trustee Foster introduced Maweza Razzaq as the new Student Liaison to the Board.

14. Public Participation on Issues Not Germane to the Agenda

A. iVote

Mr. Michael Webber, Student Liaison to the Board, said that iVote is a free voter registration event open to all undergraduate students. It is expected that as many as 9,000 students will attend. The event is scheduled for September 25, at the Breslin Center. Mr. Webber stated that a number of registered student groups will be competing to register students to vote.

B. FOIA Process

Dr. Thomas Woods, East Lansing resident, said that MSU is an outstanding institution that has positively impacted thousands of lives. It is also an institution that should abide by integrity and openness in its operations. Dr. Woods said that he expects this openness, integrity, and honesty with regards to the Michigan FOIA process. He indicated that the public should not be obstructed while seeking to obtain information. Dr. Woods stated that his experience with the FOIA process at MSU has fallen short of his expectations. Dr. Woods asked that the Board investigate the operations of the FOIA office.

C. Proposal to Alter Academic Year

Ms. Sandte Lebrun Stanley, member of the University Committee on Student Affairs, said she has reservations regarding the proposal to change the academic calendar. Ms. Stanley stated that adequate time had not been given to address the issues surrounding a decision of this magnitude. Many students have only just heard of the proposal. Ms. Stanley indicated that the students should be allowed to collect data regarding how the academic

calendars at MSU's peer institutions are scheduled. She said that it is her belief that the proposal bears further investigation.

15. On a motion by Trustee Nugent and supported by Trustee Owen, **THE BOARD VOTED to adjourn** at 11:55 a.m.

Respectfully submitted,

A handwritten signature in black ink, appearing to read "W. Beekman", is written over a light gray rectangular background.

William R. Beekman
Secretary of the Board of Trustees

**RESEARCH
PRESENTATION
TO THE MSU BOARD OF TRUSTEES**


SEPTEMBER 12, 2008

**RAYMOND (CHIP) BROCK
COLLEGE OF NATURAL SCIENCE**

Facilitated by the Office of the Vice President for
Research and Graduate Studies

LHC@MSU

ber 12, 008



The Large Hadron Collider

The new frontier in High Energy Physics

- Raymond Brock, for The Michigan State University CERN ATLAS Group:

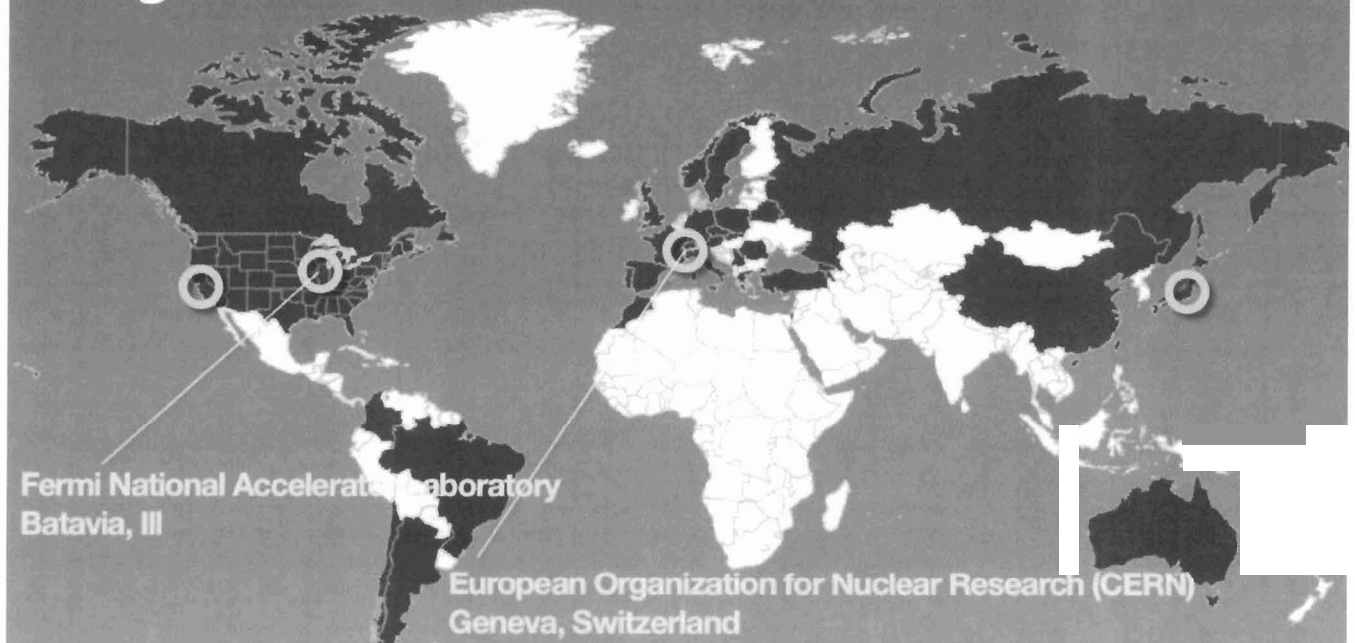
Experimental faculty: Maris Abolins, Carl Bromberg, Joey Huston, James Lin-nemann, Bernard Pope, Reinhard Schwienhorst, and Kirsten Tollefson⁴

Theoretical faculty: Sekhar Chivukula, Jon Pumplin, Wayne Repko, Carl Schmidt, Elizabeth Simmons, Daniel Stump, and C.-P.Yuan

LHC@MSU

September 12, 2008


High Energy Physics



High Energy Physics

- My field is High Energy Physics, also called Elementary Particle Physics.
- Our research is “first-principles”: we identify and characterize the interactions of the most fundamental bits of energy/matter in the universe.
- The work requires very large national and international laboratories, of which there are 4 worldwide—this talk is an introduction to our CERN work.
- Our new instrument is the Large Hadron Collider (LHC), a proton-proton accelerator in Geneva, Switzerland. We work on the **ATLAS** collaboration at CERN.
- We have a group at MSU of 15 faculty and 30 grad students, post docs, engineers and technicians who live in Illinois, East Lansing, and Switzerland.

how?



An analogy

a silly way to study clocks

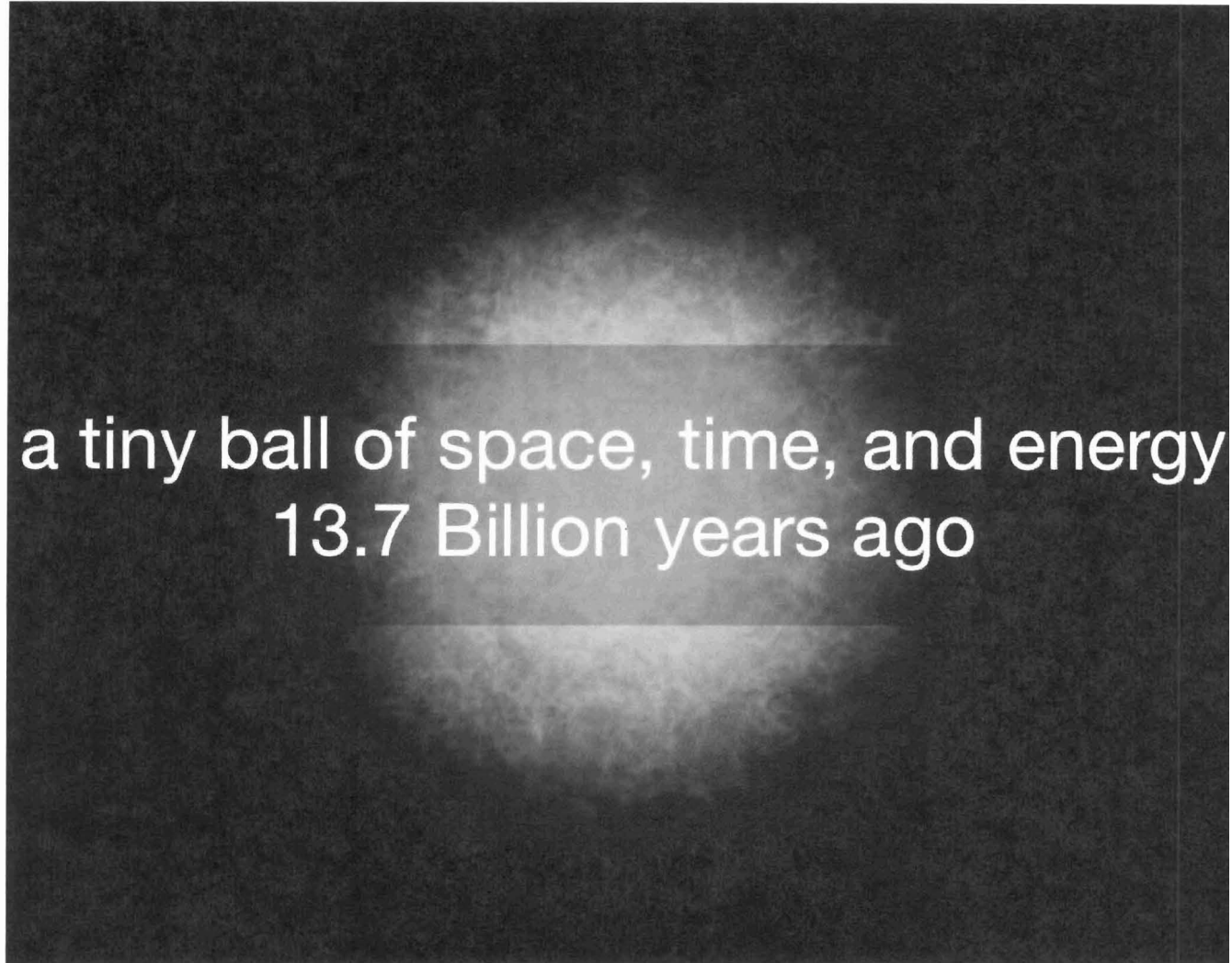
- Suppose your task was to understand how a clock worked
- By crashing clocks together over and over, one could examine the debris,
- make a model of how the gears and springs would be arranged to fall the way they do, and
- create a blueprint of a clock!
- The more clock collisions you studied, the better your model would be with time

The bits: “Quarks,” “leptons,” and the Gauge Bosons

Quarks	$\begin{pmatrix} u \\ d \end{pmatrix}$	$\begin{pmatrix} c \\ s \end{pmatrix}$	$\begin{pmatrix} t \\ b \end{pmatrix}$	Gauge Bosons	$\gamma,$
Leptons	$\begin{pmatrix} \nu_e \\ e \end{pmatrix}$	$\begin{pmatrix} \nu_\mu \\ \mu \end{pmatrix}$	$\begin{pmatrix} \nu_\tau \\ \tau \end{pmatrix}$		$W,$
					$Z,$
					g

Our bits are not springs and gears

- The smallest number of bundles of energy that are possible
- Some are familiar, like the electron
- Most are esoteric and appear to have little to do with “real” life
- 6 quarks (two of which make up the proton)
- 6 “leptons” (one of which is the electron)
- 4 “gauge bosons” (one of which is the photon of light)



a tiny ball of space, time, and energy
13.7 Billion years ago

HEP: deep intellectual connections

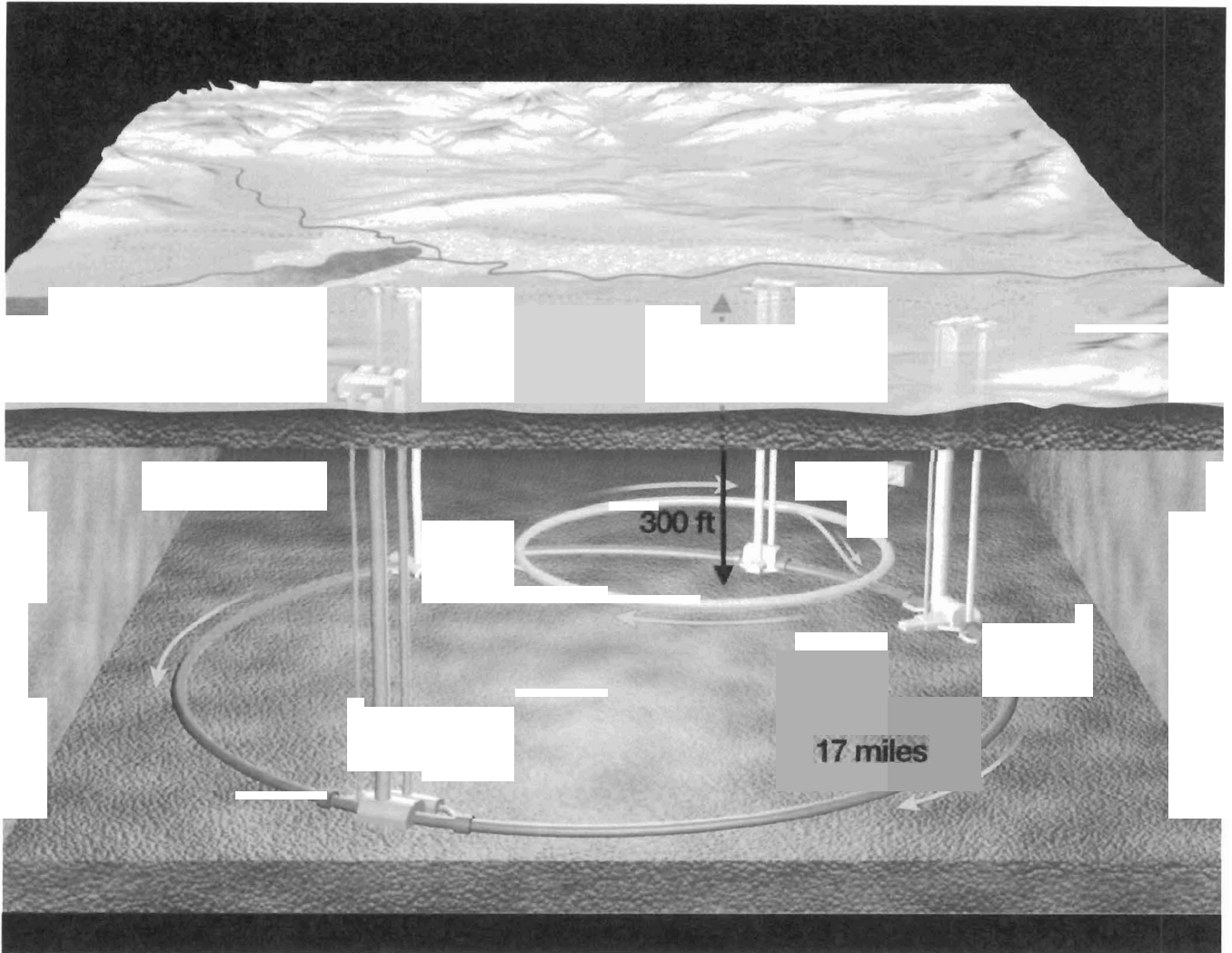
Continuum

- While esoteric now, the Elementary Particles were the sole inhabitants of the Universe...
- ...pico seconds following the Big Bang when temperatures were so high, protons, neutrons, nuclei could not form.
- We remake little Big Bangs in our accelerators and study those primordial condi-

LHC@MSU

September 12, 2008

S



LHC numbers

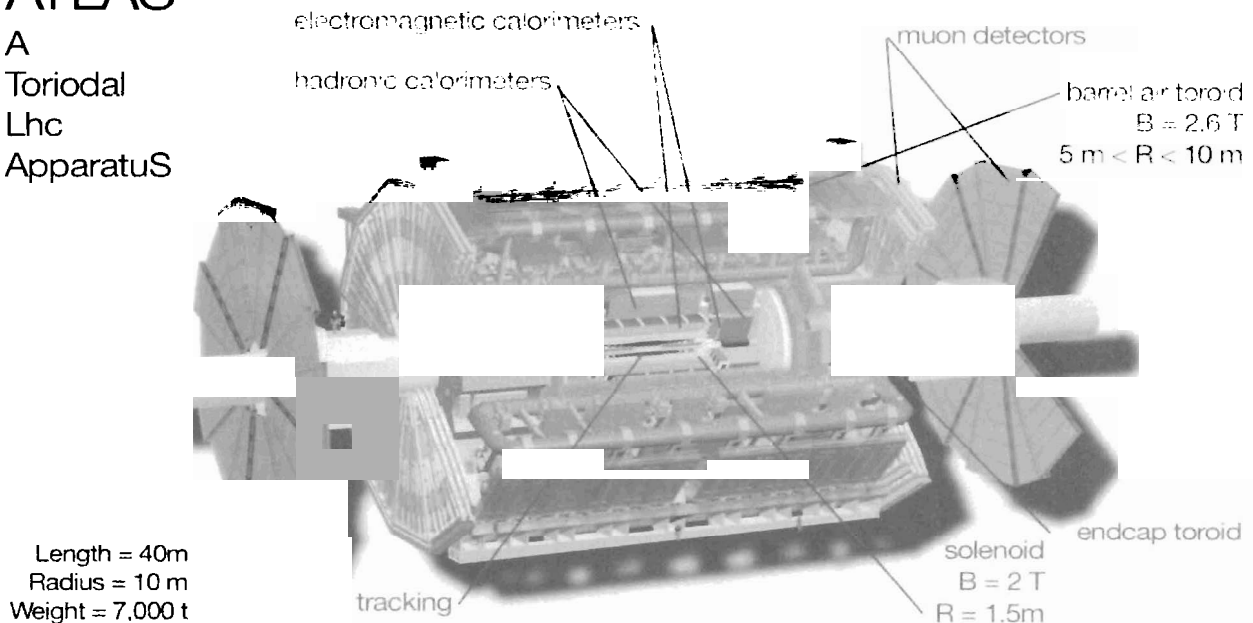
- 2 circular tubes inside of 9300 superconducting magnets up to 45 feet long at
- the largest cryogenic system in the world: 10,000 tons of liquid Nitrogen and 60 tons of liquid Helium to maintain the necessary temperature of -271°C
- 300 feet underground, straddling the French-Swiss border
- protons circle the "track" 11,252 times a second
- colliding in each experiment 40,000,000 per second creating energy densities corresponding to $100,000,000,000,000^{\circ}\text{C}$

LHC@MSU

2012, 2013

ATLAS

A
Toroidal
Lhc
ApparatuS



ATLAS:

A Toroidal Lhc ApparatuS

- 1700 PhD's from 159 institutions in 37 countries
- In U.S.: 500 PhD's from 43 universities and 4 national laboratories
- 7000 tons, 120' long, 75' high, 75' wide
- Designed to collect, store, and identify all elementary particles—debris from the LHC proton-proton collisions.

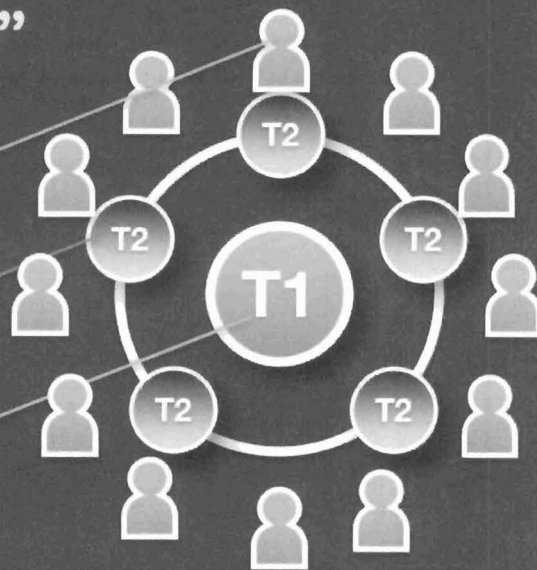
“tiered” computing

national “computing cloud”

university-based
researchers,
1-10 cpu's

university or
national laboratory,
1,000's cpu's

a national
laboratory,
10,000's cpu's



LHC Data Analysis is Impossible without the entire world participating

If all the data from ATLAS would be recorded, it would fill 100,000 CDs per second. This would create a stack of CDs 450 feet high every second, which would reach to the moon and back twice each year. Impossible!

The data will be analyzed within “clouds” of computing facilities in 10 countries.

- In each, there is a significant hub, a national laboratory: The Tier 1 Facility.
- “Surrounding” it, are 4-5 significant computing centers: Tier 2 Facilities.
- Within the cloud are all of the hundreds of physicists at universities who must gain access to the data for analysis.
- The physics is extracted by students, post docs, and faculty in these clouds.

LHC@MSU

September 12, 2008

ATLAS computing clouds:

US, Canada, Britain, Spain, France, Italy, Netherlands, Germany, Scandinavia, Japan



ATLAS Tier 2 Centers:

*MSU-UM
Stanford Linear Accelerator Center
University of Chicago and Indiana
Boston University and Harvard
University of Texas, Arlington and Oklahoma*

The ATLAS Computing Cloud

globe-wide networked system of >1M computers

- U.S., Canada, Britain, Spain, France, Italy, Netherlands, Germany, Scandinavia, and Japan all have similar Tier 1 and 2 centers, which are all linked together across high speed, worldwide fiber networks
- **MSU and UM are together one of the Tier 2 Centers in the U.S.**

September 12, 2008

ATLAS Great Lakes -T2 ("AGL-T2")

University of Michigan
Michigan State University

U-M:

Shawn McKee, Director UM
Bob Ball
Ben Meekhof
Wenjing Wu

plus:

Roy Hockett (UM)
Bert Rossi (Merit)

MSU:

Chip Brock, Director MSU
Tom Rockwell
Philippe Laurens
Mike Nila

plus:

Doug Nelson (MSU)
Peter Chen (MSU)

ATLAS Great Lakes T2: "AGL-T2"

an acronym for "ATLAS Great Lakes T2" (AGL-T2)

- We have assembled about 1/3 of a many-1000 cpu computer center.
- It is virtually, to the outside world, one single location.
- We are supported at the level of \$3M over 5 years.
- We will be in existence throughout the lifetime of ATLAS...2 decades.

LHC@MSU

September 12, 2008




It's the Network

MiLR was a significant reason for our approval by NSF

- A 10 Gb per second fiber bundle for research was laid among the three research universities in lower-Michigan
- We are among the first to make use of it - it is **Unique** in the US for fast connectivity between our centers and the rest of the ATLAS world.
- It was a smart thing to have done!

LHC@MSU

September 12, 2008



We can do this!

Support from MSU has always been terrific

Let's talk more about the physics some time!

- Here are some links of interest:

<http://outreach.web.cern.ch/outreach/Welcome.html>

<http://atlas.ch/news/>

<http://press.web.cern.ch/press/Journalists/Welcome.html>

<http://www.pa.msu.edu/hep/hepe/>

<http://newsroom.msu.edu/site/indexer/3153/content.htm>

the famous rap

<http://www.youtube.com/watch?v=j50ZssEojtM>

MICHIGAN STATE
UNIVERSITY

September 9, 2008

MEMORANDUM

TO: Board of Trustees Policy Committee

FROM: Kim Wilcox, Provost

SUBJECT: Preliminary Enrollment Report, Fall 2008

Preliminary enrollment information for Fall 2008 is attached for your background. As in prior years, final enrollment statistics will be mailed to you after the official quarter of semester count date on September 18, 2008.



OFFICE OF THE
PROVOST

Michigan State University
Administration Building
East Lansing, Michigan
48824-1046

FAX: 517/355-9601

Attachment

Cc: President Simon
Secretary William Beekman
Board of Trustees Finance Committee
Dr. Karen Klomparens
Dr. Linda Stanford
Mr. David Byelich

MICHIGAN STATE UNIVERSITY
Preliminary Enrollment Report for the Board of Trustees
September 5, 2008

Fall enrollment figures are preliminary at this time. The official count will occur at the quarter of semester point on the evening of September 18, 2008. The following represent our best current estimates. This year's enrollment is expected to range between 46,500 and 46,700 students, greater than the original projection of 46,069. A final report will be circulated after the quarter of semester statistics are known.

Entering Class

- Demand for admission to MSU increased by 4.9 percent. A total of 25,632 applications were received this year, resulting in an entering first time class of approximately 7,370 (combining summer and fall enrollments).
- Grade points and test scores are similar to the last four entering classes. The high school GPA 25th to 75th percentile range is 3.4 to 3.8. The ACT 25th to 75th percentile range is 23 to 27.
- New College Achievement Admissions Program (CAAP) enrollment totals approximately 680 students. The program comprises about 9.2 percent of the entering class.
- Total Honors College enrollment is estimated at about 2,770. First time Honors College enrollment is estimated at 500 students. The Academic Scholars Program is enrolling approximately 200 new students this year. Together the first time Honors and Academic Scholars programs comprise 9.5 percent of the entering class.
- Michigan enrollments for the entering class total approximately 81 percent.
- New transfer enrollment of approximately 1,465 students is up slightly from the previous year.
- The MSU entering class and transfer enrollment total approximately 8,835 students, a slight increase from the prior year.

Undergraduate and Graduate Students

- The proportion of female students to total undergraduate enrollment is expected to remain constant at approximately 53 percent.
- The resident proportion of total undergraduates is approximately 86 percent.

Preliminary Enrollment Report Page 2.

- Total undergraduate enrollment is projected at approximately 36,360, an increase of 288 students from the prior year. This increase is attributable to both the impact of the recent class and previous classes. Further, the upturn in undergraduate enrollment is influenced by increased retention of students previously enrolled.
- At the graduate level, there are approximately 2,145 new students, including Lifelong Graduate students, Graduate Certificate students and Post-Doctoral students. This is an increase from previous years.

New graduate-professional enrollment totals approximately 475 students, which is consistent with the enrollment plan for the medical schools.

- Total graduate enrollment, including graduate professional students, is expected to approximate 10,240 students, almost 267 students greater than the previous year's total of 9,973.

University

- This year's undergraduate entering class is anticipated to include 1,200 students of color, approximately 17.7 percent of the domestic total. The percentage has ranged from 17 to 21 in the past 10 years.
- Total university enrollment for students of color is estimated at 7,400 students or 17.6 percent of the domestic student body total.
- The enrollment mix between undergraduate, graduate and graduate professional students remains constant at 78.0 percent, 18.1 percent, and 3.9 percent, respectively.

It is anticipated that the colleges of Social Science, Natural Science and Broad College of Business will have the largest enrollments at the official enrollment count date.

- The MSU College of Law new fall enrollment (full and part time) totals 310 students. Total enrollment is projected at 947 students, a decrease of approximately 47 students from the previous year's total of 994.

Regular enrollment data will be provided following the official count at the end of September.

**FALL SEMESTER 2008
PRELIMINARY
ENROLLMENT REPORT
DATA
MICHIGAN STATE UNIVERSITY**



TABLE OF CONTENTS

2. Table of Contents
3. Fall Semester Enrollment Trend
4. Fall Semester Enrollment Trend (With MSU College of Law)
5. Entering Class Enrollment Mix
6. First Time Undergraduate Apps, Admits and Enrollments
7. First time Undergraduate Academic Profile
8. First time Undergraduate Academic Profile - Lower Quartile
9. New CAAP as a Percentage of Entering Class
10. Honors College Fall Semester Enrollment
11. Transfer Students Source of Enrollments
12. Undergraduate Enrollment Mix
13. New Graduate Enrollment by Geographic Residency
14. New Graduate Professional Enrollment by Geographic Residency
15. New Graduate Professional Enrollment by Geographic Residency (With MSU College of Law)
16. Graduate Enrollment Mix
17. Graduate Professional Enrollment Mix
18. Graduate Professional Enrollment Mix (With MSU College of Law)
19. Entering Class by Ethnic Groups
20. Total Enrollment of Ethnic Groups
21. Total Enrollment of Ethnic Groups (With MSU College of Law)
22. Enrollment Mix
23. Enrollment Mix (With MSU College of Law)
24. MSU College of Law Full Time Applications, Admits, Enrollments and Entering Class Profile
25. MSU College of Law Part Time Applications, Admits, Enrollments and Entering Class Profile
26. MSU College of Law Total Enrollments



FALL SEMESTER TOTAL ENROLLMENT TREND

Fall 1997	42,603
Fall 1998	43,189
Fall 1999	43,038
Fall 2000	43,366
Fall 2001	44,227
Fall 2002	44,937
Fall 2003	44,542
Fall 2004	44,836
Fall 2005	45,166
Fall 2006	45,520
Fall 2007	46,045
Fall 2008*	46,600

*Preliminary



FALL SEMESTER TOTAL ENROLLMENT TREND (WITH MSU COLLEGE OF LAW)**

Fall 1997	42,603
Fall 1998	43,189
Fall 1999	43,734
Fall 2000	44,070
Fall 2001	45,007
Fall 2002	45,756
Fall 2003	45,550
Fall 2004	45,930
Fall 2005	46,209
Fall 2006	46,454
Fall 2007	47,039
Fall 2008*	47,547

**Includes MSU College of
Law from Fall 1999

*Preliminary



ENTERING CLASS ENROLLMENT MIX

	Fall 1998	Fall 1999	Fall 2000	Fall 2001	Fall 2002	Fall 2003	Fall 2004	Fall 2005	Fall 2006	Fall 2007	Fall 2008*
Female	3,847	3,759	3,854	3,885	3,964	3,961	4,108	4,185	4,107	4,111	4,120
%	56.8%	57.2%	56.1%	57.0%	57.0%	57.4%	55.4%	57.2%	56.6%	55.8%	55.9%
Non-Michigan	597	573	625	714	802	848	822	883	1,075	1,202	1,410
%	8.8%	8.7%	9.1%	10.5%	11.5%	12.3%	11.1%	12.1%	14.8%	16.3%	19.1%
Entering Class											
Total	6,768	6,574	6,873	6,810	6,949	6,905	7,412	7,314	7,256	7,373	7,370

Entering Class includes Summer First Time Undergraduates

*Preliminary



FIRST TIME UNDERGRADUATE APPS, ADMITS AND ENROLLMENTS

	1998	1999	2000	2001	2002	2003	2004	2005	2006	2007	2008*
Apps	21,665	22,623	22,709	24,246	25,210	24,973	21,834	21,844	23,247	24,436	25,632
Admits	16,610	16,084	15,643	15,812	16,977	17,690	17,343	16,686	17,046	18,040	17,940
Enrollments	6,714	6,528	6,824	6,767	6,886	6,849	7,362	7,266	7,210	7,318	7,330
Entering Class	6,768	6,574	6,873	6,810	6,949	6,905	7,412	7,314	7,256	7,373	7,370
Admit Ratio	76.7%	71.1%	68.9%	65.2%	67.3%	70.8%	79.4%	76.4%	73.3%	73.8%	70.0%
Yield	40.4%	40.6%	43.6%	42.8%	40.6%	38.7%	42.4%	43.5%	42.3%	40.6%	40.9%

Note that MSU's application changed in Fall 2004 to include a required personal statement
Enrollments do not include Summer First time Undergraduates
Entering Class includes Summer First Time Undergraduates

*Preliminary



FIRST TIME UNDERGRADUATE ACADEMIC PROFILE

	1998	1999	2000	2001	2002	2003	2004	2005	2006	2007	2008*	% 10 Yr Chg
GPA												
Mean (average)	3.40	3.44	3.48	3.52	3.55	3.58	3.55	3.58	3.61	3.59	3.61	6.2%
Q3 (75th percentile)	3.69	3.72	3.75	3.78	3.79	3.83	3.80	3.82	3.84	3.83	3.85	4.3%
Median (50th percentile)	3.41	3.46	3.50	3.54	3.58	3.61	3.56	3.60	3.63	3.62	3.64	6.7%
Q1 (25th percentile)	3.13	3.19	3.24	3.31	3.35	3.39	3.33	3.39	3.43	3.41	3.44	9.9%
SAT COMBINED												
Mean (average)	1,114	1,110	1,123	1,132	1,131	1,146	1,135	1,146	1,152	1,131	1143	2.6%
Q3 (75th percentile)	1,230	1,220	1,230	1,240	1,240	1,260	1,240	1,260	1,270	1,240	1260	2.4%
Median (50th percentile)	1,110	1,110	1,130	1,130	1,130	1,150	1,130	1,150	1,150	1,130	1130	1.8%
Q1 (25th percentile)	1,000	990	1,020	1,030	1,020	1,040	1,030	1,030	1,040	1,020	1030	3.0%
ACT COMPOSITE												
Mean (average)	23.6	23.7	23.9	24.0	24.2	24.5	24.3	24.4	24.6	24.9	24.8	5.1%
Q3 (75th percentile)	26	26	26	27	27	27	27	27	27	27	27.0	3.8%
Median (50th percentile)	23	24	24	24	24	25	24	24	25	25	25.0	8.7%
Q1 (25th percentile)	21	21	21	22	22	22	22	22	22	23	23.0	9.5%

*Preliminary



FIRST TIME UNDERGRADUATE ACADEMIC PROFILE – LOWER QUARTILE

	1998	1999	2000	2001	2002	2003	2004	2005	2006	2007	2008*	% 10 Yr Chg
GRADE-POINT-AVERAGE												
25th percentile	3.13	3.19	3.24	3.31	3.35	3.39	3.33	3.39	3.43	3.44	3.44	9.9%
10th percentile	2.92	2.98	3.01	3.08	3.09	3.15	3.12	3.14	3.18	3.20	3.19	9.2%
5th percentile	2.77	2.83	2.85	2.91	2.90	2.95	2.96	2.95	2.98	3.00	3.00	8.3%
ACT COMPOSITE												
25th percentile	21	21	21	22	22	22	22	22	22	23	23	9.5%
10th percentile	19	19	19	19	19	19	19	20	20	21	20	5.3%
5th percentile	17	17	18	18	18	18	18	18	18	19	18	5.9%

*Preliminary



NEW CAAP AS A PERCENTAGE OF ENTERING CLASS

	1998	1999	2000	2001	2002	2003	2004	2005	2006	2007	2008*
CAAP	354	350	336	425	474	482	536	624	574	625	680
ENTERING CLASS	6,768	6,574	6,873	6,810	6,949	6,905	7,412	7,314	7,256	7,373	7370
% CAAP	5.2%	5.3%	4.9%	6.2%	6.8%	7.0%	7.2%	8.5%	7.9%	8.5%	9.2%

*Preliminary



HONORS COLLEGE FALL SEMESTER ENROLLMENT

	1998	1999	2000	2001	2002	2003	2004	2005	2006	2007	2008*
New Honors	394	383	422	489	431	491	447	477	491	465	500
% Entering Class	5.8%	5.8%	6.1%	7.2%	6.2%	7.1%	6.0%	6.5%	6.8%	6.3%	6.8%
Total Honors	1,664	1,838	2,059	2,286	2,398	2,574	2,699	2,662	2,669	2,683	2,770
% Undergraduate	4.9%	5.4%	6.0%	6.6%	6.8%	7.4%	7.6%	7.5%	7.5%	7.4%	7.6%
New Academic Scholars				119	175	215	216	196	209	233	200
% Entering Class				1.7%	2.5%	3.1%	2.9%	2.7%	2.9%	3.2%	2.7%
Entering Class	6,768	6,574	6,873	6,810	6,949	6,905	7,412	7,314	7,256	7,373	7,370
Undergraduate	34,089	33,966	34,342	34,874	35,197	34,853	35,408	35,650	35,821	36,072	36,360

*Preliminary



TRANSFER STUDENTS SOURCE OF ENROLLMENTS

	1998	1999	2000	2001	2002	2003	2004	2005	2006	2007	2008*
Two Year Institutions	1,177	1,046	1,013	1,049	932	955	949	904	865	834	850
Four Year Institutions	700	757	753	825	700	690	733	607	615	567	615
Total	1,877	1,803	1,766	1,874	1,632	1,645	1,682	1,511	1,480	1,401	1,465
% Two Year	62.7%	58.0%	57.4%	56.0%	57.1%	58.1%	56.4%	59.8%	58.4%	59.5%	58.0%

*Preliminary



UNDERGRADUATE ENROLLMENT MIX

	Fall 1998	Fall 1999	Fall 2000	Fall 2001	Fall 2002	Fall 2003	Fall 2004	Fall 2005	Fall 2006	Fall 2007	Fall 2008*
Female	18,014	18,113	18,258	18,631	18,776	18,664	18,796	19,118	19,264	19,205	19,280
%	52.8%	53.3%	53.2%	53.4%	53.3%	53.6%	53.1%	53.6%	53.8%	53.2%	53.0%
Non-Michigan	2,917	2,846	2,930	3,010	3,192	3,392	3,557	3,731	4,014	4,452	5,100
%	8.6%	8.4%	8.5%	8.6%	9.1%	9.7%	10.0%	10.5%	11.2%	12.3%	14.0%
Undergraduate											
Total	34,089	33,966	34,342	34,874	35,197	34,853	35,408	35,678	35,821	36,072	36,360

*Preliminary



NEW GRADUATE ENROLLMENT BY GEOGRAPHIC RESIDENCY

	1998	1999	2000	2001	2002	2003	2004	2005	2006	2007	2008*
In State	992	979	1,033	1,098	1,224	1,176	1,124	1,152	1,104	1,086	1,165
Non-Michigan	814	874	915	911	972	894	820	892	987	957	980
Total	1,806	1,853	1,948	2,009	2,196	2,070	1,944	2,044	2,091	2,043	2,145
In State	54.9%	52.8%	53.0%	54.7%	55.7%	56.8%	57.8%	56.4%	52.8%	53.2%	54.3%
Non-Michigan	45.1%	47.2%	47.0%	45.3%	44.3%	43.2%	42.2%	43.6%	47.2%	46.8%	45.7%
Total	100.0%	100.0%	100.0%	100.0%	100.0%	100.0%	100.0%	100.0%	100.0%	100.0%	100.0%

*Preliminary



NEW GRADUATE PROFESSIONAL ENROLLMENT BY GEOGRAPHIC RESIDENCY

	1998	1999	2000	2001	2002	2003	2004	2005	2006	2007	2008*
In State	297	281	289	280	295	293	300	361	346	372	390
Non-Michigan	41	51	51	47	55	64	70	59	74	104	85
Total	338	332	340	327	350	357	370	420	420	476	475
In State	87.9%	84.6%	85.0%	85.6%	84.3%	82.1%	81.1%	86.0%	82.4%	78.2%	82.1%
Non-Michigan	12.1%	15.4%	15.0%	14.4%	15.7%	17.9%	18.9%	14.0%	17.6%	21.8%	17.9%
Total	100.0%	100.0%	100.0%	100.0%	100.0%	100.0%	100.0%	100.0%	100.0%	100.0%	100.0%

*Preliminary



NEW GRADUATE PROFESSIONAL ENROLLMENT BY GEOGRAPHIC RESIDENCY (WITH MSU COLLEGE OF LAW)

	1998	1999 [^]	2000 [^]	2001 [^]	2002 [^]	2003 [^]	2004 [^]	2005 [^]	2006 [^]	2007 [^]	2008 ^{^^}
In State	297	452	467	485	460	554	521	530	518	608	541
Non-Michigan	41	93	109	92	186	179	181	170	171	260	217
Total	338	545	576	577	646	733	702	700	689	868	758
In State	87.9%	82.9%	81.1%	84.1%	71.2%	75.6%	74.2%	75.7%	75.2%	70.0%	71.4%
Non-Michigan	12.1%	17.1%	18.9%	15.9%	28.8%	24.4%	25.8%	24.3%	24.8%	30.0%	28.6%
Total	100.0%	100.0%	100.0%	100.0%	100.0%	100.0%	100.0%	100.0%	100.0%	100.0%	100.0%

[^]Includes MSU College of Law

[^]Preliminary



GRADUATE ENROLLMENT MIX

	Fall 1998	Fall 1999	Fall 2000	Fall 2001	Fall 2002	Fall 2003	Fall 2004	Fall 2005	Fall 2006	Fall 2007	Fall 2008*
Female	4,116	4,167	4,213	4,392	4,578	4,614	4,490	4,552	4,575	4,617	4,765
%	53.2%	53.9%	55.0%	55.1%	54.8%	55.5%	55.8%	56.9%	56.5%	55.9%	56.6%
Non-Michigan	3,382	3,444	3,443	3,574	3,799	3,869	3,796	3,769	3,980	4,149	4,180
%	43.7%	44.5%	45.0%	44.8%	45.5%	46.6%	47.2%	47.1%	49.1%	50.2%	49.6%
Graduate											
Total	7,734	7,732	7,657	7,975	8,349	8,309	8,040	7,996	8,099	8,265	8,420

*Preliminary



GRADUATE PROFESSIONAL ENROLLMENT MIX

	Fall 1998	Fall 1999	Fall 2000	Fall 2001	Fall 2002	Fall 2003	Fall 2004	Fall 2005	Fall 2006	Fall 2007	Fall 2008*
Female	797	789	810	855	857	871	885	919	986	1,034	1,070
%	58.3%	58.9%	59.3%	62.0%	61.6%	63.1%	63.8%	61.6%	61.6%	60.5%	58.8%
Non-Michigan	200	182	186	185	200	211	223	238	260	312	320
%	14.6%	13.6%	13.6%	13.4%	14.4%	15.3%	16.1%	16.0%	16.3%	18.3%	17.6%
Graduate Professional Total	1,366	1,340	1,367	1,378	1,391	1,380	1,388	1,492	1,600	1,708	1,820

*Preliminary



GRADUATE PROFESSIONAL ENROLLMENT MIX (WITH MSU COLLEGE OF LAW)

	Fall 1998	Fall 1999 [^]	Fall 2000 [^]	Fall 2001 [^]	Fall 2002 [^]	Fall 2003 [^]	Fall 2004 [^]	Fall 2005 [^]	Fall 2006 [^]	Fall 2007 [^]	Fall 2008 ^{^*}
Female	797	1,064	1,111	1,199	1,220	1,312	1,369	1,389	1403	1,454	1,444
%	58.3%	52.3%	53.6%	55.6%	55.2%	54.9%	55.2%	54.8%	55.4%	53.8%	52.2%
Non-Michigan	200	340	329	354	427	503	590	610	594	714	709
%	14.6%	16.7%	15.9%	16.4%	19.3%	21.1%	23.8%	24.1%	23.4%	26.4%	25.6%
Graduate Professional Total	1,366	2,036	2,071	2,158	2,210	2,388	2,482	2,535	2,534	2,702	2,767

*Preliminary

[^]Includes MSU College of Law



ENTERING CLASS BY ETHNIC GROUPS

	1998	1999	2000	2001	2002	2003	2004	2005	2006	2007	2008*
African American	658	691	711	687	707	649	651	701	639	618	580
Asian/Pacific Island	298	318	402	400	426	393	386	409	433	350	370
Chicano/Oth Hispanic	172	190	183	224	244	216	206	225	228	228	210
Native American	43	49	45	66	57	45	48	52	46	52	40
Total Students of Color	1,171	1,248	1,341	1,377	1,434	1,303	1,291	1,387	1,346	1,248	1,200
Unknown/Not Reported	54	37	43	62	33	48	79	62	92	138	150
White	5,439	5,194	5,374	5,238	5,340	5,400	5,858	5,663	5,555	5,609	5,420
Domestic Total	6,664	6,479	6,758	6,677	6,807	6,751	7,228	7,112	6,993	6,995	6,770
International	104	95	115	133	142	154	184	202	263	378	600
Total	6,768	6,574	6,873	6,810	6,949	6,905	7,412	7,314	7,256	7,373	7,370
PERCENT BY TOTAL											
African American	9.7%	10.5%	10.3%	10.1%	10.2%	9.4%	8.8%	9.6%	8.8%	8.4%	7.9%
Asian/Pacific Island	4.4%	4.8%	5.8%	5.9%	6.1%	5.7%	5.2%	5.6%	6.0%	4.7%	5.0%
Chicano/Oth Hispanic	2.5%	2.9%	2.7%	3.3%	3.5%	3.1%	2.8%	3.1%	3.1%	3.1%	2.8%
Native American	0.6%	0.7%	0.7%	1.0%	0.8%	0.7%	0.6%	0.7%	0.6%	0.7%	0.5%
Total Students of Color	17.3%	19.0%	19.5%	20.2%	20.7%	18.9%	17.4%	19.0%	18.6%	16.9%	16.3%
Unknown/Not Reported	0.8%	0.6%	0.6%	0.9%	0.5%	0.7%	1.1%	0.8%	1.3%	1.9%	2.0%
White	80.4%	79.0%	78.2%	76.9%	76.8%	78.2%	79.0%	77.4%	76.6%	76.1%	73.5%
International	1.5%	1.4%	1.7%	2.0%	2.0%	2.2%	2.5%	2.8%	3.6%	5.1%	8.1%
Total	100.0%	100.0%	100.0%	100.0%	100.1%	100.0%	100.0%	100.0%	100.0%	100.0%	100.0%
PERCENT BY DOMESTIC											
African American	9.9%	10.7%	10.5%	10.3%	10.4%	9.6%	9.0%	9.9%	9.1%	8.8%	8.6%
Asian/Pacific Island	4.5%	4.9%	5.9%	6.0%	6.3%	5.8%	5.3%	5.8%	6.2%	5.0%	5.5%
Chicano/Oth Hispanic	2.6%	2.9%	2.7%	3.4%	3.6%	3.2%	2.9%	3.2%	3.3%	3.3%	3.1%
Native American	0.6%	0.8%	0.7%	1.0%	0.8%	0.7%	0.7%	0.7%	0.7%	0.7%	0.6%
Total Students of Color	17.6%	19.3%	19.8%	20.6%	21.1%	19.3%	17.9%	19.5%	19.2%	17.8%	17.7%
Unknown/Not Reported	0.8%	0.6%	0.6%	0.9%	0.5%	0.7%	1.1%	0.9%	1.3%	2.0%	2.2%
White	81.6%	80.2%	79.5%	78.4%	78.4%	80.0%	81.0%	79.6%	79.4%	80.2%	80.1%
Domestic Total	100.0%	100.0%	100.0%	100.0%	100.0%	100.0%	100.0%	100.0%	100.0%	100.0%	100.0%

*Preliminary



TOTAL ENROLLMENT OF ETHNIC GROUPS

	1998	1999	2000	2001	2002	2003	2004	2005	2006	2007	2008*
African American	3,480	3,507	3,546	3,639	3,675	3,604	3,484	3,552	3,523	3,408	3,375
Asian/Pacific Island	1,720	1,733	1,883	2,036	2,196	2,283	2,349	2,392	2,388	2,368	2,365
Chicano/Oth Hispanic	1,066	1,073	1,081	1,178	1,220	1,246	1,266	1,317	1,360	1,309	1,335
Native American	259	257	261	279	298	287	294	341	310	329	325
Total Students of Color	6,525	6,570	6,771	7,132	7,389	7,420	7,393	7,602	7,581	7,414	7,400
Unknown/Not Reported	277	293	312	375	353	386	455	504	543	744	910
White	33,640	33,427	33,395	33,699	33,993	33,459	33,673	33,765	33,869	34,018	33,825
Domestic Total	40,442	40,290	40,478	41,206	41,735	41,265	41,521	41,871	41,993	42,176	42,135
International	2,747	2,748	2,888	3,021	3,202	3,277	3,315	3,295	3,527	3,869	4,465
Total	43,189	43,038	43,366	44,227	44,937	44,542	44,836	45,166	45,520	46,045	46,600
PERCENT BY TOTAL											
African American	8.1%	8.1%	8.2%	8.2%	8.2%	8.1%	7.8%	7.9%	7.7%	7.4%	7.2%
Asian/Pacific Island	4.0%	4.0%	4.3%	4.6%	4.9%	5.1%	5.2%	5.3%	5.2%	5.1%	5.1%
Chicano/Oth Hispanic	2.5%	2.5%	2.5%	2.7%	2.7%	2.8%	2.8%	2.9%	3.0%	2.8%	2.9%
Native American	0.6%	0.6%	0.6%	0.6%	0.7%	0.6%	0.7%	0.8%	0.7%	0.7%	0.7%
Total Students of Color	15.1%	15.3%	15.6%	16.1%	16.4%	16.7%	16.5%	16.8%	16.7%	16.1%	15.9%
Unknown/Not Reported	0.6%	0.7%	0.7%	0.8%	0.8%	0.9%	1.0%	1.1%	1.2%	1.6%	2.0%
White	77.9%	77.7%	77.0%	76.2%	75.6%	75.1%	75.1%	74.8%	74.4%	73.9%	72.6%
International	6.4%	6.4%	6.7%	6.8%	7.1%	7.4%	7.4%	7.3%	7.7%	8.4%	9.6%
Total	100.0%	100.0%	100.0%	100.0%	100.0%	100.0%	100.0%	100.0%	100.0%	100.0%	100.0%
PERCENT BY DOMESTIC											
African American	8.6%	8.7%	8.8%	8.8%	8.8%	8.7%	8.4%	8.5%	8.4%	8.1%	8.0%
Asian/Pacific Island	4.3%	4.3%	4.7%	4.9%	5.3%	5.5%	5.7%	5.7%	5.7%	5.6%	5.6%
Chicano/Oth Hispanic	2.6%	2.7%	2.7%	2.9%	2.9%	3.0%	3.0%	3.1%	3.2%	3.1%	3.2%
Native American	0.6%	0.6%	0.6%	0.7%	0.7%	0.7%	0.7%	0.8%	0.7%	0.8%	0.8%
Total Students of Color	16.1%	16.3%	16.7%	17.3%	17.7%	18.0%	17.8%	18.2%	18.1%	17.6%	17.6%
Unknown/Not Reported	0.7%	0.7%	0.8%	0.9%	0.8%	0.9%	1.1%	1.2%	1.3%	1.8%	2.2%
White	83.2%	83.0%	82.5%	81.8%	81.4%	81.1%	81.1%	80.6%	80.7%	80.7%	80.3%
Domestic Total	100.0%	100.0%	100.0%	100.0%	100.0%	100.0%	100.0%	100.0%	100.0%	100.0%	100.0%

*Preliminary



TOTAL ENROLLMENT OF ETHNIC GROUPS (WITH MSU COLLEGE OF LAW)

	1998	1999^	2000^	2001^	2002^	2003^	2004^	2005^	2006^	2007^	2008^^
African American	3,480	3,559	3,606	3,704	3,723	3,656	3,542	3,598	3,573	3,454	3,414
Asian/Pacific Island	1,720	1,756	1,926	2,085	2,225	2,321	2,399	2,432	2,433	2,419	2,397
Chicano/Oth Hispanic	1,066	1,087	1,096	1,192	1,230	1,258	1,282	1,340	1,385	1,341	1,357
Native American	259	264	265	286	303	291	300	352	323	342	337
Total Students of Color	6,525	6,666	6,893	7,267	7,481	7,526	7,523	7,722	7,714	7,556	7,505
Unknown/Not Reported	277	306	324	385	365	396	472	514	564	780	1,010
White	33,640	33,983	33,965	34,334	34,655	34,295	34,574	34,636	34,597	34,775	34,523
Domestic Total	40,442	40,955	41,182	41,986	42,501	42,217	42,569	42,872	42,875	43,111	43,038
International	2,747	2,779	2,888	3,021	3,255	3,333	3,361	3,337	3,579	3,928	4,509
Total	43,189	43,734	44,070	45,007	45,756	45,550	45,930	46,209	46,454	47,039	47,547
PERCENT BY TOTAL											
African American	8.1%	8.1%	8.2%	8.2%	8.1%	8.0%	7.7%	7.8%	7.7%	7.3%	7.2%
Asian/Pacific Island	4.0%	4.0%	4.4%	4.6%	4.9%	5.1%	5.2%	5.3%	5.2%	5.1%	5.0%
Chicano/Oth Hispanic	2.5%	2.5%	2.5%	2.6%	2.7%	2.8%	2.8%	2.9%	3.0%	2.9%	2.9%
Native American	0.6%	0.6%	0.6%	0.6%	0.7%	0.6%	0.7%	0.8%	0.7%	0.7%	0.7%
Total Students of Color	15.1%	15.2%	15.6%	16.1%	16.3%	16.5%	16.4%	16.7%	16.6%	16.1%	15.8%
Unknown/Not Reported	0.6%	0.7%	0.7%	0.9%	0.8%	0.9%	1.0%	1.1%	1.2%	1.7%	2.1%
White	77.9%	77.7%	77.1%	76.3%	75.7%	75.3%	75.3%	75.0%	74.5%	73.9%	72.6%
International	6.4%	6.4%	6.6%	6.7%	7.1%	7.3%	7.3%	7.2%	7.7%	8.4%	9.5%
Total	100.0%	100.0%	100.0%	100.0%	100.0%	100.0%	100.0%	100.0%	100.0%	100.0%	100.0%
PERCENT BY DOMESTIC											
African American	8.6%	8.7%	8.8%	8.8%	8.8%	8.7%	8.3%	8.4%	8.3%	8.0%	7.9%
Asian/Pacific Island	4.3%	4.3%	4.7%	5.0%	5.2%	5.5%	5.6%	5.7%	5.7%	5.6%	5.6%
Chicano/Oth Hispanic	2.6%	2.7%	2.7%	2.8%	2.9%	3.0%	3.0%	3.1%	3.2%	3.1%	3.2%
Native American	0.6%	0.6%	0.6%	0.7%	0.7%	0.7%	0.7%	0.8%	0.8%	0.8%	0.8%
Total Students of Color	16.1%	16.3%	16.7%	17.3%	17.6%	17.8%	17.7%	18.0%	18.0%	17.5%	17.4%
Unknown/Not Reported	0.7%	0.7%	0.8%	0.9%	0.9%	0.9%	1.1%	1.2%	1.3%	1.8%	2.3%
White	83.2%	83.0%	82.5%	81.8%	81.5%	81.2%	81.2%	80.8%	80.7%	80.7%	80.2%
Domestic Total	100.0%	100.0%	100.0%	100.0%	100.0%	100.0%	100.0%	100.0%	100.0%	100.0%	100.0%

*Preliminary

21

^Includes MSU College of Law



ENROLLMENT MIX

	Fall	Fall	Fall	Fall	Fall	Fall	Fall	Fall	Fall	Fall	Fall
Levels	1998	1999	2000	2001	2002	2003	2004	2005	2006	2007	2008*
Undergraduate	34,089	33,966	34,342	34,874	35,197	34,853	35,408	35,678	35,821	36,072	36,360
%	78.9%	78.9%	79.2%	78.9%	78.3%	78.2%	79.0%	79.0%	78.7%	78.3%	78.0%
Graduate	7,734	7,732	7,657	7,975	8,349	8,309	8,040	7,996	8,099	8,265	8,420
%	17.9%	18.0%	17.7%	18.0%	18.6%	18.7%	17.9%	17.7%	17.8%	17.9%	18.1%
Graduate											
Professional	1,366	1,340	1,367	1,378	1,391	1,380	1,388	1,492	1,600	1,708	1,820
%	3.2%	3.1%	3.1%	3.1%	3.1%	3.1%	3.1%	3.3%	3.5%	3.7%	3.9%
Total	43,189	43,038	43,366	44,227	44,937	44,542	44,836	45,166	45,520	46,045	46,600

*Preliminary



ENROLLMENT MIX (WITH MSU COLLEGE OF LAW)

	Fall	Fall	Fall	Fall	Fall	Fall	Fall	Fall	Fall	Fall	Fall
Levels	1998	1999^	2000^	2001^	2002^	2003^	2004^	2005^	2006^	2007^	2008^*
Undergraduate	34,089	33,966	34,342	34,874	35,197	34,853	35,408	35,678	35,821	36,072	36,360
%	78.9%	77.7%	77.9%	77.5%	76.9%	76.5%	77.1%	77.2%	77.1%	76.7%	76.5%
Graduate	7,734	7,732	7,657	7,975	8,349	8,309	8,040	7,996	8,099	8,265	8,420
%	17.9%	17.7%	17.4%	17.7%	18.2%	18.2%	17.5%	17.3%	17.4%	17.6%	17.7%
Graduate											
Professional	1,366	2,036	2,071	2,158	2,210	2,388	2,482	2,535	2,534	2,702	2,767
%	3.2%	4.7%	3.1%	4.8%	4.8%	5.2%	5.4%	5.5%	5.5%	5.7%	5.8%
Total	43,189	43,734	44,070	45,007	45,756	45,550	45,930	46,209	46,454	47,039	47,547

^Includes MSU College of Law

*Preliminary



MSU College of Law

Full Time Applications, Admits, Enrollments and Entering Class Profile

Full Time:	Fall 99	Fall 00	Fall 01	Fall 02	Fall 03	Fall 04	Fall 05	Fall 06	Fall 07	Fall 08*
Applications	929	922	1,043	1,434	2,016	2,151	2,473	2,492	1,622	1,686
Admits	528	541	631	766	854	757	876	1,002	678	883
Matriculants	172	176	200	250	294	243	197	190	193	232
Mean GPA	3.14	3.12	3.09	3.16	3.19	3.31	3.30	3.36	3.45	3.43
75% GPA	3.4	3.42	3.41	3.51	3.48	3.58	3.66	3.67	3.64	3.65
25% GPA	2.9	2.83	2.87	2.91	2.94	3.08	3.04	3.05	3.21	3.16
Mean LSAT	152	152	152	154	156	157	157	157	158	156
75% LSAT	156	156	157	158	159	159	161	160	161	159
25% LSAT	148	148	147	150	152	154	155	155	155	154

*Preliminary



MSU College of Law

Part Time Applications, Admits, Enrollments and Entering Class Profile

Part Time:	Fall 99	Fall 00	Fall 01	Fall 02	Fall 03	Fall 04	Fall 04	Fall 06	Fall 07	Fall 08*
Applications	123	152	157	155	242	249	268	255	315	312
Admits	72	80	89	89	142	142	134	139	251	225
Matriculants	41	51	50	46	82	89	83	79	200	78
Mean GPA	3.19	3.03	2.98	3.14	3.14	3.18	3.30	3.26	3.13	3.16
75% GPA	3.56	3.23	3.39	3.44	3.50	3.54	3.56	3.53	3.39	3.28
25% GPA	2.97	2.69	2.58	2.92	2.89	2.95	3.07	3.07	2.91	2.89
Mean LSAT	152	153	151	153	152	152	152	151	151	151
75% LSAT	156	156	156	157	153	155	153	154	153	153
25% LSAT	148	148	147	149	149	149	150	149	149	149

*Preliminary



MSU College of Law Total Enrollments

	Fall 1999	Fall 2000	Fall 2001	Fall 2002	Fall 2003	Fall 2004	Fall 2005	Fall 2006	Fall 2007	Fall 2008
Juris Doctor										
Full Time	547	543	596	660	798	873	824	725	684	790
Part Time	149	161	184	159	210	221	219	209	310	157
Master of Laws					6	9	6	5	4	3
Master of Jurisprudence							2	2	1	0
JD/Bachelor of Laws					6	3	19	13	13	19

*Preliminary





**MICHIGAN STATE UNIVERSITY
BOARD OF TRUSTEES RESOLUTION**
September 12, 2008

WHEREAS, On September 28, 1990 Michigan State University awarded an honorary degree of Doctor of Laws to Robert Mugabe who, at that time, was described in his honorary degree citation as "a champion in independent Zimbabwe for education as essential to development"; and

WHEREAS, Robert Mugabe was the chancellor of the University of Zimbabwe, which he and his government are re-directing toward the needs of the common people of Zimbabwe and which is an institution of excellence with the highest entry standards on the continent; and

WHEREAS, his honorary degree citation further noted that, "There is a wide consensus among Africanist and U.S. government observers that Zimbabwe under a decade of Robert Mugabe's leadership probably has been better ruled and has healed the decimating wounds of a racial civil war, become self-sufficient in food, distributed the benefits of development more widely in health and education, and even sought civil justice and equality – more than any African nation;" and

WHEREAS, since that time, Robert Mugabe's actions have caused many in the international community to observe that he has degenerated as a political leader causing many within the international community to vociferously rebuke and vehemently condemn those actions; and

WHEREAS, South African archbishop Desmond Tutu described Mugabe's transformation, stating: "He has mutated into something quite unbelievable. He has turned into a kind of Frankenstein for his people;" and

WHEREAS, Robert Mugabe's actions, including a systematic and long term destruction of the national economy, systematic abuse of the human rights of the citizens of Zimbabwe, and violent subversion of democratic election process within Zimbabwe have been in direct conflict with the principles, ideals and values of Michigan State University; and

WHEREAS, even in the face of rebukes like those of MSU, through its African Studies faculty in 2000, his destructive actions have continued and worsened; and

WHEREAS, Robert Mugabe has also had ample opportunity to respond to change his conduct in response to the international community's scorn and rebuke, but has failed to do so; and

WHEREAS, Robert Mugabe's persistent acts of violence, aggression, and intimidation and his pattern of wanton disregard for human life, even in the face of substantive and regular international rebuke, leave Michigan State University no choice but to act; and

WHEREAS, the Honorary Degree Committee now recommends that the University revoke the honorary degree awarded to Robert Mugabe; and

WHEREAS, the African studies faculty at Michigan State University have recommended that the University revoke the honorary degree awarded to Robert Mugabe; and


WHEREAS, the Associated Students of Michigan State University (ASMSU) also support revocation of Robert Mugabe's honorary degree; and

WHEREAS, in its 153 years, Michigan State University has awarded 536 honorary degrees, none of which has ever been revoked; and

WHEREAS, the revocation of an honorary degree is and should be a rare and extraordinary event requiring persistent and serious malefactions in the face of universal condemnation; and

WHEREAS, President Lou Anna K. Simon views Robert Mugabe's actions not as a single incident, but as a persistent and long term pattern of behavior, she concurs with the recommendation of the honorary degree committee and recommends this action to the Board of Trustees;

NOW, THEREFORE, BE IT RESOLVED that the Board of Trustees of Michigan State University hereby revokes the honorary degree of Doctor of Laws awarded to Robert Mugabe in 1990 and all rights and privileges related thereto, and thus publicly disclaims its past association with Robert Mugabe as an honorary member of the Michigan State University community.

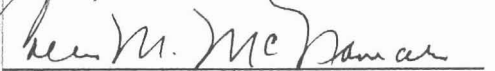


Joel I. Ferguson, Chairperson




George Perles

Dorothy V. Gonzales



Colleen M. McNamara



Melanie Foster, Vice Chairperson



Faylene Owen

G. Scott Romney



Donald W. Nugent